

Bowl Chopper Blades

PRIMEEdge premium quality bowl chopper blades made to exacting standards in blade styles available for virtually every bowl chopper make and model



PRIMEEdge
COZZINI CUTTING EDGES
AND SHARPENING SOLUTIONS

PRIMEEdge bowl chopper blades are made of high quality alloy steel, precision ground to exact bevels and polished to a sanitary finish.

Blades available for these brands:

Akkord®	Diana®	Manurhin®
Alexanderwerk®	Fatosa®	Meissner®
Alexandre®	Fimpel®	Muller®
Alpina®	Finis®	Presto®
Aubert®	Hely-Joly®	Rex®
Boss®	Hobart®	Sema®
Bouvard®	lozelli®	Seydelmann®
Buffalo®	Kilia®	Strömmen®
Cato®	Krämer & Grebe®	Vall®
DesMulle®	Läska®	Villa®

PRIMEEdge Blades for Hobart Choppers

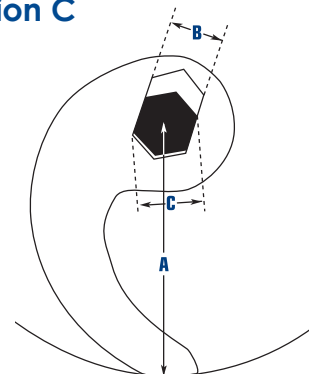
Chopping Machine Model No.	PRIMEEdge Part No.
Model 84141	BC-HO141AC
Model 84142	BC-HO142AC
Model 84141D	BC-HO141DAC
Model 9	BC-HO09AC



PRIMEEdge Custom Manufactured Chopper Blades

If you use a discontinued model of bowl chopper, **PRIMEEdge** can custom-manufacture blades for you. Below you'll find all the information that our blade specialists will ask you to provide when you call 877-322-EDGE(3343)

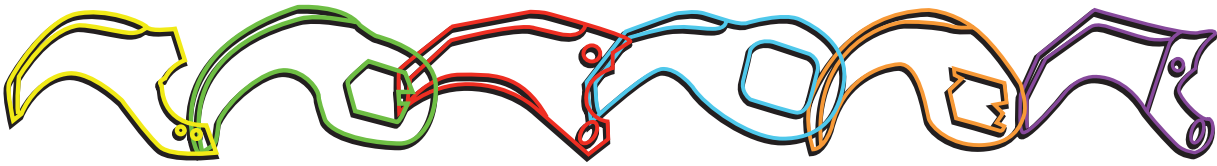
- The make and model of your bowl chopper
- The capacity of your bowl chopper in liters
- The radius of the blade in millimeters- **Dimension A**
- The shaft diameter in millimeters- **Dimension B**
- The corner-to-corner shaft measurement in millimeters- **Dimension C**




PRIMEEdge
COZZINI CUTTING EDGES
AND SHARPENING SOLUTIONS

877-322-EDGE(3343) • primedge.com • sales@primedge.com • Fax:224-265-6638

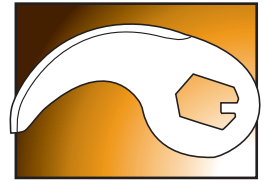
Bowl Chopper Blades



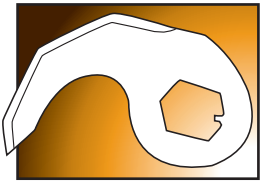
PRIMEEdge offers blades for systems such as Securit®, Delta, PBS, and others. **PRIME**Edge has blade styles for virtually every bowl chopper make and model, in blade sizes ranging from 15 to 1500 liters. If you use a discontinued model of bowl chopper, **PRIME**Edge can custom-manufacture blades for you.



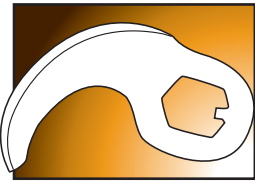
Taifun® Form



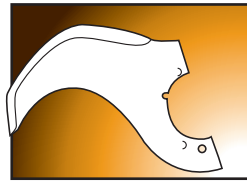
"S" Form



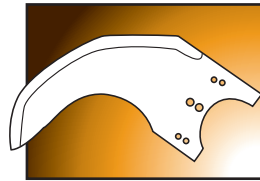
4-Cut Form




Fuchs Form



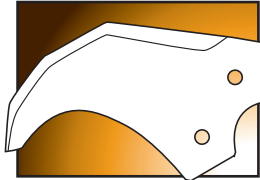
Delta Form




Feuring Form



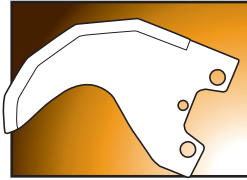
Alpina Tangential Form



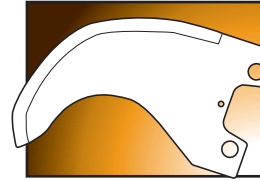
Alpina "S4" Form




Kramer & Grebe
PBS 251 Pattern




Kramer & Grebe
PBS 246 Pattern




Kramer & Grebe
PBS 248 Pattern



Kramer & Grebe
High Speed 233



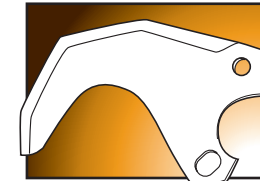
Kramer & Grebe
High Speed 236



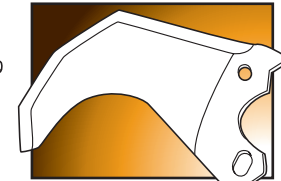
Kramer & Grebe
High Speed 423



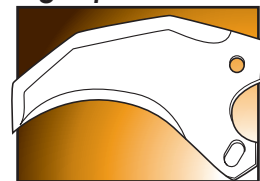
Kramer & Grebe
High Speed 433




Laska K



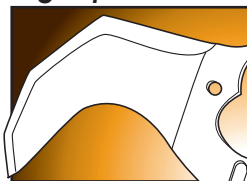
Laska KR




Laska KT



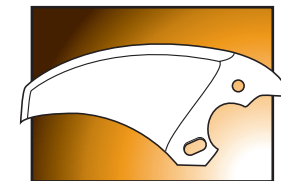
Laska M



Laska M4S



Laska MT




Laska MAT



Seydelmann-BW



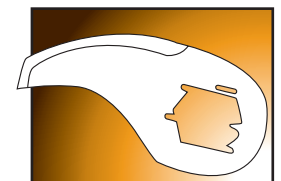
Seydelmann-YW



Seydelmann-EE



Seydelmann-EEB



Seydelmann-K

PRIMEEdge®
COZZINI CUTTING EDGES
AND SHARPENING SOLUTIONS

877-322-EDGE(3343) • primedge.com • sales@primedge.com • Fax:224-265-6638

PRIME

All items, parts, and accessories listed on this sheet are manufactured by PRIMEEdge, Inc., or manufactured to PRIMEEdge, Inc.'s specifications. All original equipment manufacturer's names are listed with an asterisk () to indicate that these items are manufactured by PRIMEEdge, Inc. and not the original equipment manufacturer. The names of the original equipment manufacturers referred to on this site are all registered trademarks of their respective companies. Unless specifically stated otherwise, PRIMEEdge, Inc. has no association or affiliation with any entities listed here on.